



SOP on the Reuse of Full Face Shields and Goggles

Ministry of Health and
Wellness
MAURITIUS







July 2023

Approval Form

Version: 2.0

Effective date: 22 July 2023

STANDARD OPERATING PROCEDURE ON THE REUSE OF FULL FACE SHIELDS AND GOGGLES			
	NAME	SIGNATURE	DATE
AUTHROIZED BY	Ag. Senior Chief Executive <i>Mrs. Z. B. Lallmahomed</i>		21/07/23
	Ag. Director General Health Services <i>Dr. B. S. Caussy</i>		17/07/23
APPROVED BY	National IPC Committee <i>Dr. A. Dinassing</i>		13/07/23
PREPARED BY	IPC Writing Committee <i>Dr. D. Nuckchady</i>		22/06/23

AUTHOR

Dr. D. Nuckchady. This document was vetted by the IPC Writing Committee.

PEER REVIEW

Dr. B. Azmutally (IPC doctor).

Date of next review: December 2025

Updates

June 2023

- The concentration of hypochlorite that can be used to clean face shields is now 0.1% instead of 0.5%.

Version history

Version	Date
Version 1.0: Created	23 February 2022
Version 1.0: Approved	15 March 2022
Version 2.0: Revised	22 June 2023
Version 2.0: Approved	21 July 2023

Standard Operating Procedure on the Reuse of Full Face Shields and Goggles

Progress since last version

The cleaning and storing of face shields do not appear to have improved over the last one year and compliance with this protocol is virtually zero, as witnessed during site visits.

Purpose

This document outlines the steps to safely disinfect, store and reuse face shields and goggles.

Key points

1. Ensure that the eye protection is not for single use only. If it is, it will be indicated on the device or in its manual, and it must be used only once and disposed of into clinical waste.¹
2. If eye protection is being shared between colleagues, it must be decontaminated between each user.
3. If the eye protection is reusable, then it should be cleaned in an area normally used for cleaning equipment and stored in a clean area.
4. Always follow the manufacturer's instructions for cleaning and disinfection.
5. If cleaning will be performed later, place the device in a closed container for later cleaning and disinfection.

Steps

1. Inspect for damage and soiling. Discard if damage is present or foam is visibly soiled.²
2. Perform hand hygiene. Refer to the National IPC Guidelines for details.
3. Put on a clean pair of gloves and a medical mask.
4. If a cleanable area of the face shield or goggles is soiled, wash thoroughly with warm water and soap, followed by rinsing in clean water. Do not aerosolize the dirt – the cleaner may need to wear eye protection if splashes are expected.
 - a. If the soiling cannot be removed, discard the device.
5. Carefully wipe the *inside, followed by the outside* of the face shield or goggles using a clean cloth saturated with an appropriate disinfectant.^{3, 4}
 - a. Suitable disinfectants include 0.1% hypochlorite and 70-80% alcohol – see “Standard Operating Procedure for the Routine Environmental Cleaning of Healthcare Facilities” for more details.
 - b. Start from the top and continue to the bottom of the shield.
 - c. Do not forget to wipe the headband.
6. Wait for the proper contact time which is usually about 10 minutes. See “Standard Operating Procedure for the Routine Environmental Cleaning of Healthcare Facilities” for more details.
7. Wipe or rinse the outside of the face shield or goggles with clean water to remove residual disinfectant and to eliminate streaks.

8. Place the face shield or goggles in a clean, well-ventilated area and wait for the items to air dry. Do not allow the eye protection devices to drip over one another. Do not stack them together.
 - a. Avoid contamination from the previous step e.g., hand over the item to another person for drying.⁵
9. Discard the wipes used for cleaning (or put them away with infected laundry for disinfection and washing).
10. Remove gloves and perform hand hygiene. Refer to the National IPC Guidelines for details.
11. Assess for damage like (a) is the functional shape maintained, (b) is there damage to the straps or viewing area and (c) is there degradation in visibility?⁶
 - a. Discard the item if it is damaged.
12. Cleaned and disinfected eye protection can be stored onsite, in a designated clean area within the facility.
 - a. Do not store clean items with contaminated items.

References

1. Lancashire County Council. Standard operating procedure for cleaning (decontamination) of reusable eye protection for care homes.
2. Alberta Health Services, IPC. Use and Reuse of Eye Protection during the COVID-19 Pandemic. 31 January 2022.
3. Shared Health, Manitoba, Canada. Standard Operating Procedure (SOP): Cleaning, Disinfection, and Storage of Full Face Shields. Version 1.2. 13 January 2021.
4. US CDC. COVID-19: Strategies for Optimizing the Supply of Eye Protection. 13 September 2021.
5. Australian Government: Department of Health. FACE SHIELDS: A quick guide.
6. World Health Organization. WHO recommendation on decontamination and reprocessing of eye protection. 23 December 2020.